

Northeast Perfusion Practice Survey

Provided by the Massachusetts Society of
Perfusion

Powered by  SurveyMonkey



Date Created: Tuesday, March 12, 2019

Total Responses: 78

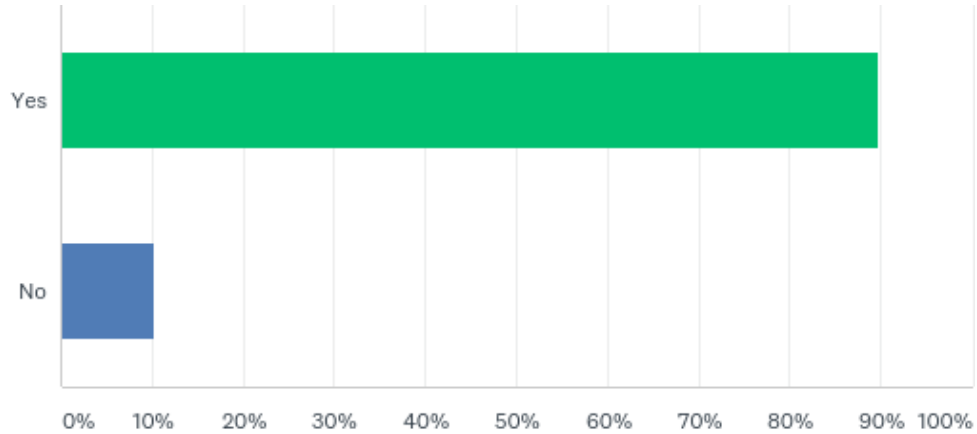
Complete Responses: 74

94% completion rate



Q1: Do you work in a city?

Answered: 78 Skipped: 0



Q1: Do you work in a city?

Answered: 78 Skipped: 0

ANSWER CHOICES	RESPONSES	
Yes	89.74%	70
No	10.26%	8
TOTAL		78

Q2: In what state or U.S. territory do you currently work?

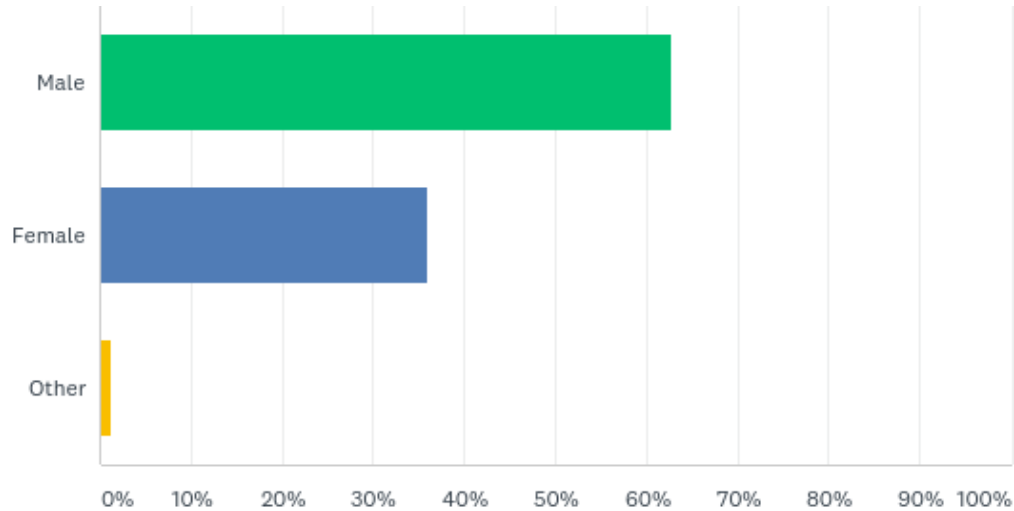
Answered: 74 Skipped: 4

Connecticut	4
Illinois	1
Indiana	1
Maine	8
Maryland	1
Massachusetts	39
Minnesota	1
New Hampshire	5
New Jersey	1
New York	6
North Carolina	2
Pennsylvania	2
Rhode Island	1
Vermont	1
Virginia	1
Total	74



Q3: Are you male or female?

Answered: 78 Skipped: 0



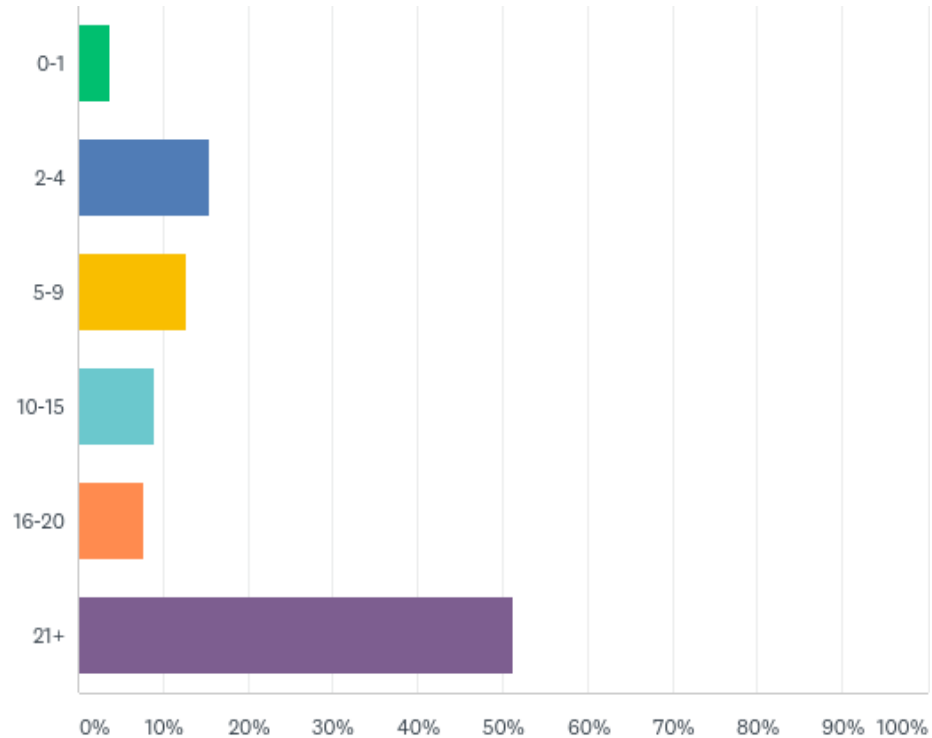
Q3: Are you male or female?

Answered: 78 Skipped: 0

ANSWER CHOICES	RESPONSES	
Male	62.82%	49
Female	35.90%	28
Other	1.28%	1
TOTAL		78

Q4: Years of experience in Perfusion?

Answered: 78 Skipped: 0



Q4: Years of experience in Perfusion?

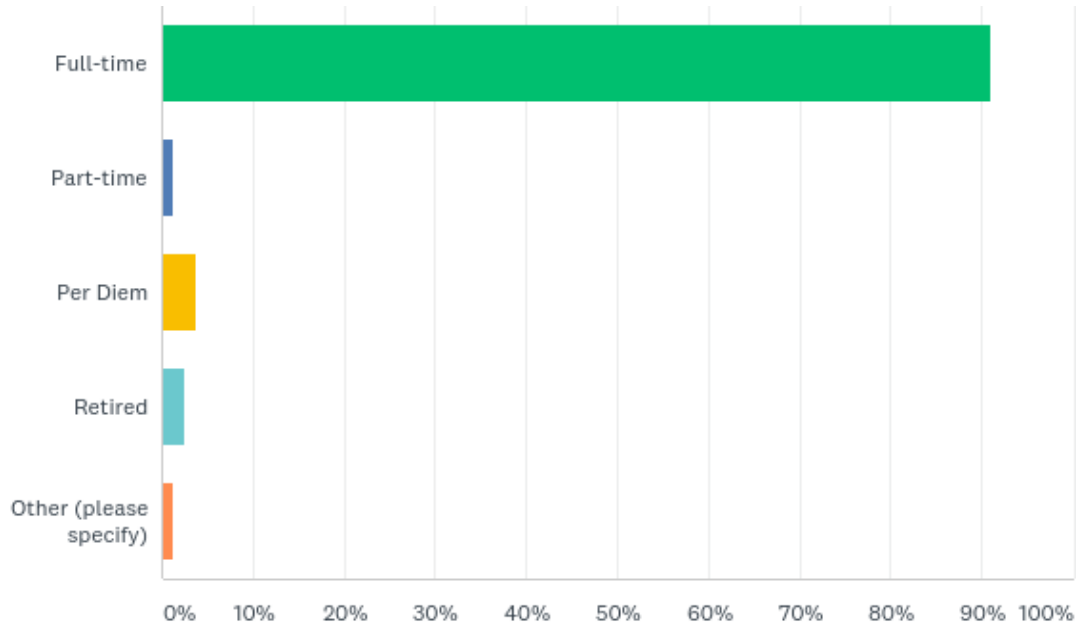
Answered: 78 Skipped: 0

ANSWER CHOICES	RESPONSES	
0-1	3.85%	3
2-4	15.38%	12
5-9	12.82%	10
10-15	8.97%	7
16-20	7.69%	6
21+	51.28%	40
TOTAL		78



Q5: What is your employment status?

Answered: 78 Skipped: 0



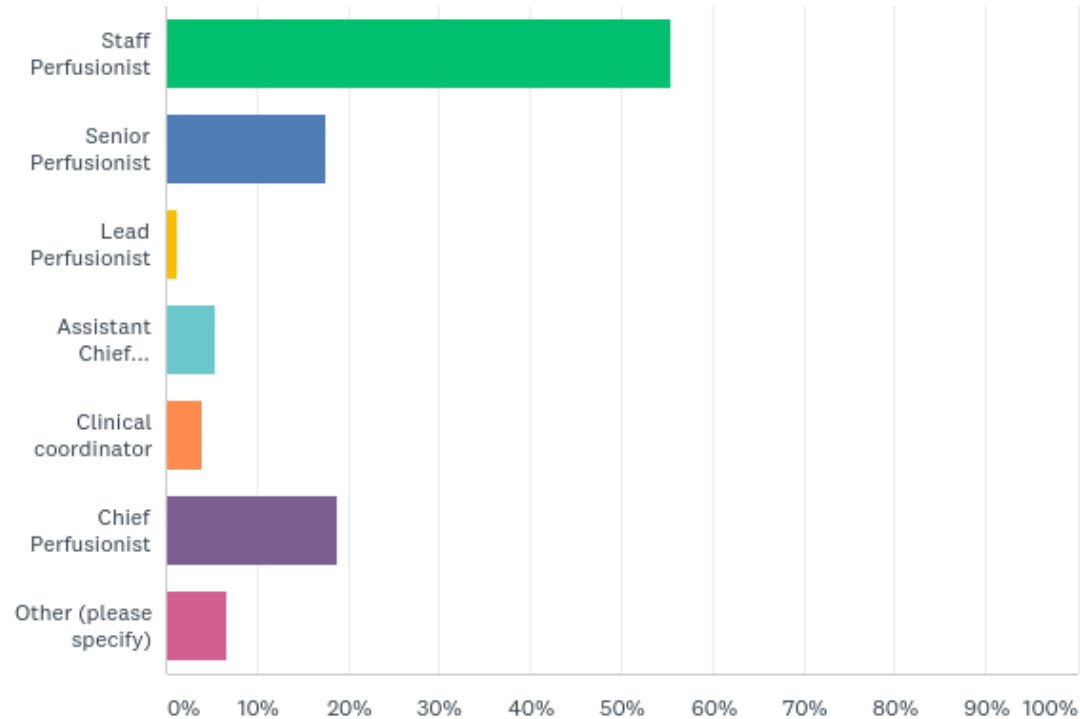
Q5: What is your employment status?

Answered: 78 Skipped: 0

ANSWER CHOICES	RESPONSES	
Full-time	91.03%	71
Part-time	1.28%	1
Per Diem	3.85%	3
Retired	2.56%	2
Other (please specify)	1.28%	1
TOTAL		78

Q6: What is your job title? (Check all that apply)

Answered: 74 Skipped: 4



Q6: What is your job title? (Check all that apply)

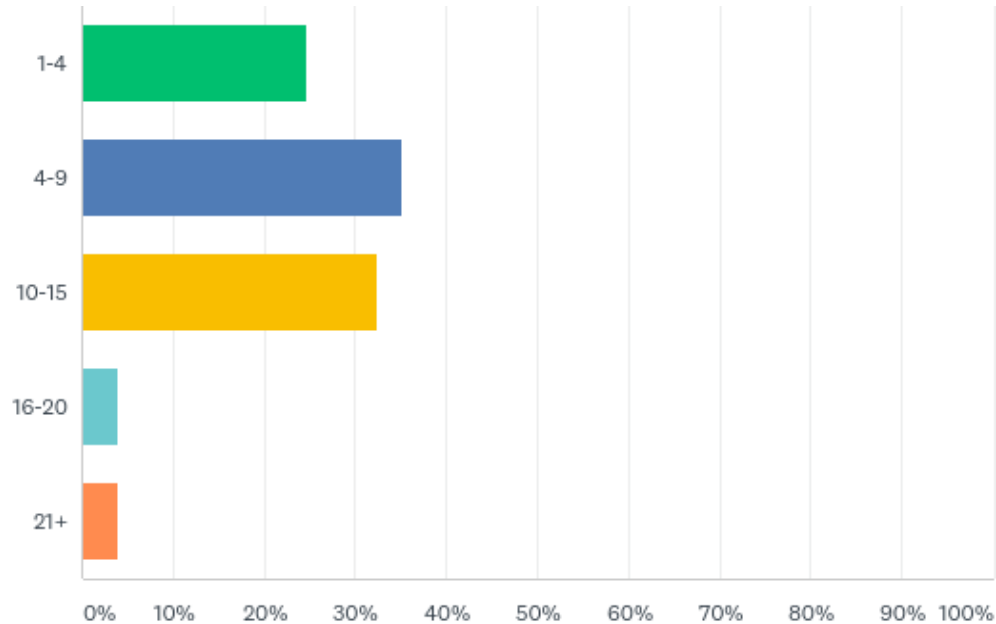
Answered: 74 Skipped: 4

ANSWER CHOICES	RESPONSES	
Staff Perfusionist	55.41%	41
Senior Perfusionist	17.57%	13
Lead Perfusionist	1.35%	1
Assistant Chief Perfusionist	5.41%	4
Clinical coordinator	4.05%	3
Chief Perfusionist	18.92%	14
Other (please specify)	6.76%	5
Total Respondents: 74		



Q7: How many full time Perfusionists does your hospital employ?

Answered: 77 Skipped: 1



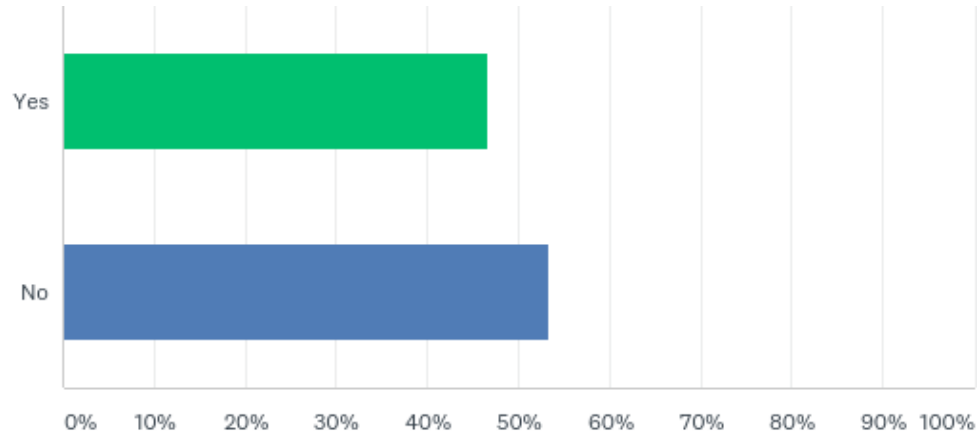
Q7: How many full time Perfusionists does your hospital employ?

Answered: 77 Skipped: 1

ANSWER CHOICES	RESPONSES	
1-4	24.68%	19
4-9	35.06%	27
10-15	32.47%	25
16-20	3.90%	3
21+	3.90%	3
TOTAL		77

Q8: Is your perfusion team fully staffed?

Answered: 77 Skipped: 1



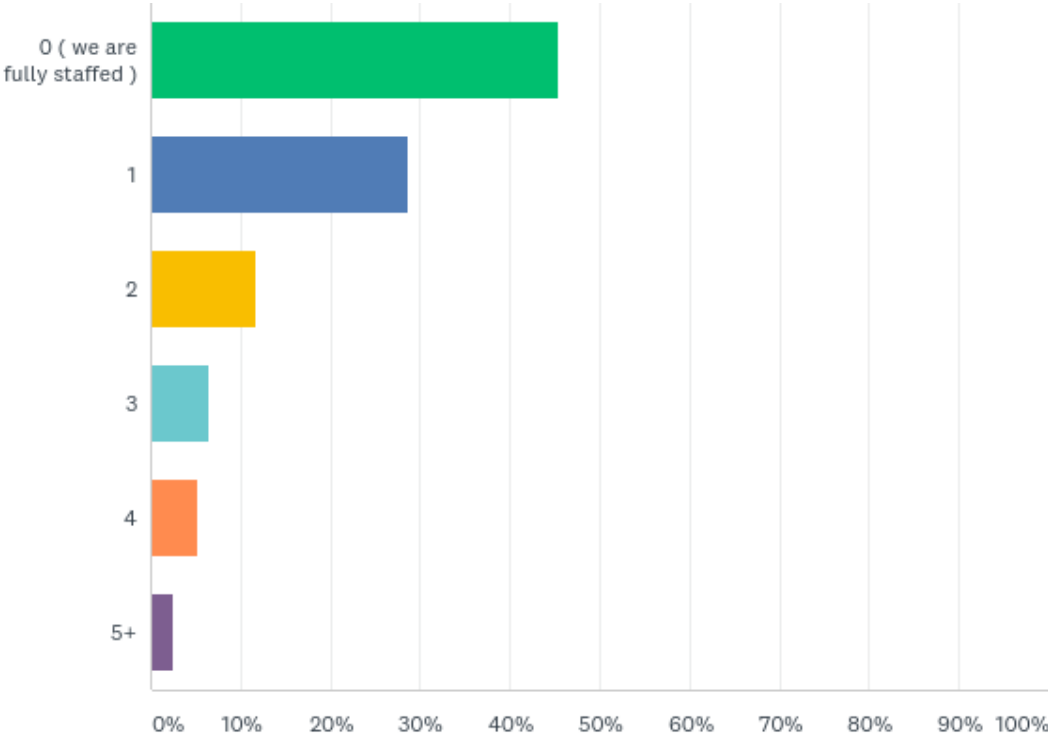
Q8: Is your perfusion team fully staffed?

Answered: 77 Skipped: 1

ANSWER CHOICES	RESPONSES	
Yes	46.75%	36
No	53.25%	41
TOTAL		77

Q9: If NOT fully staffed how many perfusion positions are available?

Answered: 77 Skipped: 1



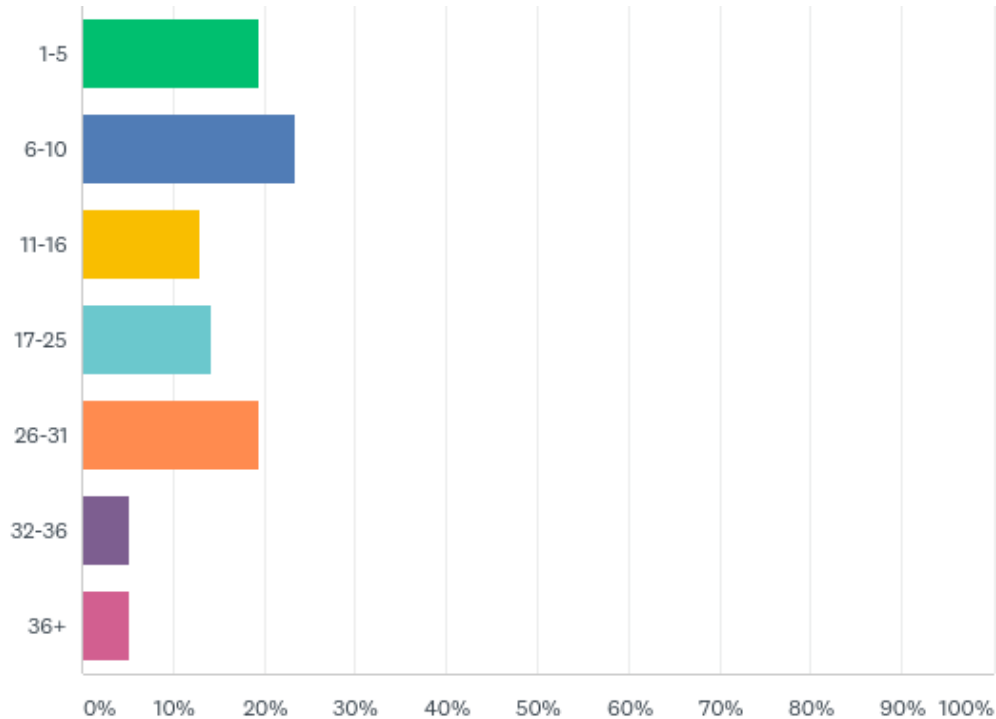
Q9: If NOT fully staffed how many perfusion positions are available?

Answered: 77 Skipped: 1

ANSWER CHOICES	RESPONSES	
0 (we are fully staffed)	45.45%	35
1	28.57%	22
2	11.69%	9
3	6.49%	5
4	5.19%	4
5+	2.60%	2
TOTAL		77

Q10: In how many years are you planning on retiring?

Answered: 77 Skipped: 1



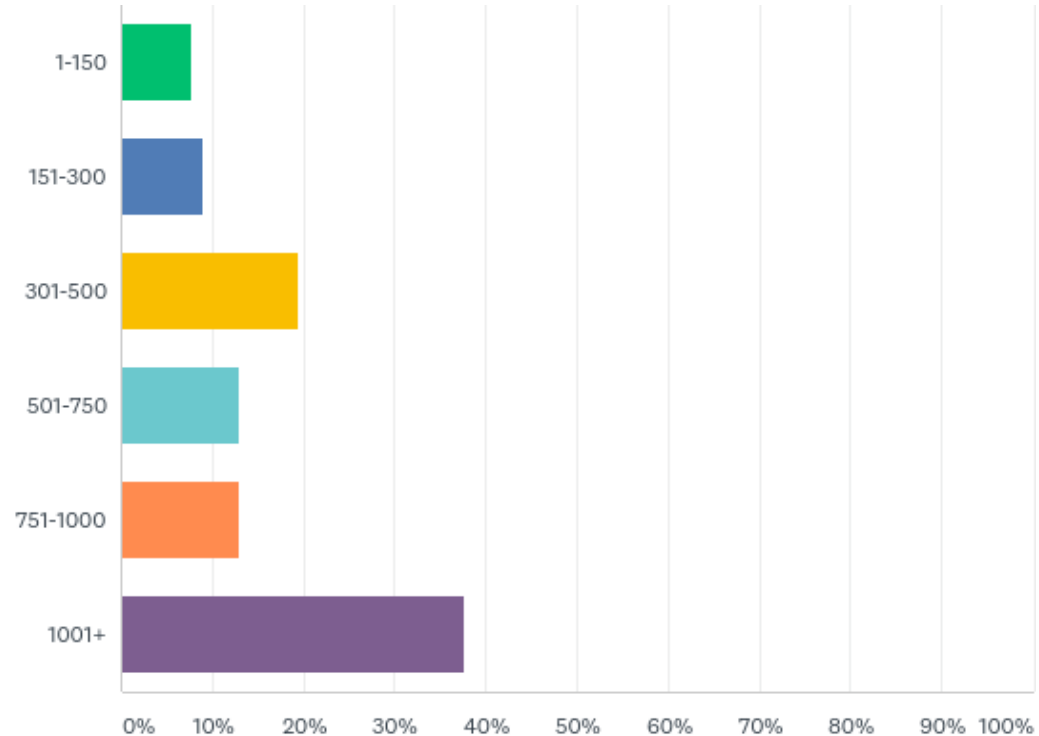
Q10: In how many years are you planning on retiring?

Answered: 77 Skipped: 1

ANSWER CHOICES	RESPONSES	
1-5	19.48%	15
6-10	23.38%	18
11-16	12.99%	10
17-25	14.29%	11
26-31	19.48%	15
32-36	5.19%	4
36+	5.19%	4
TOTAL		77

Q11: How many on pump cardiac cases does your hospital do a year?

Answered: 77 Skipped: 1



Q11: How many on pump cardiac cases does your hospital do a year?

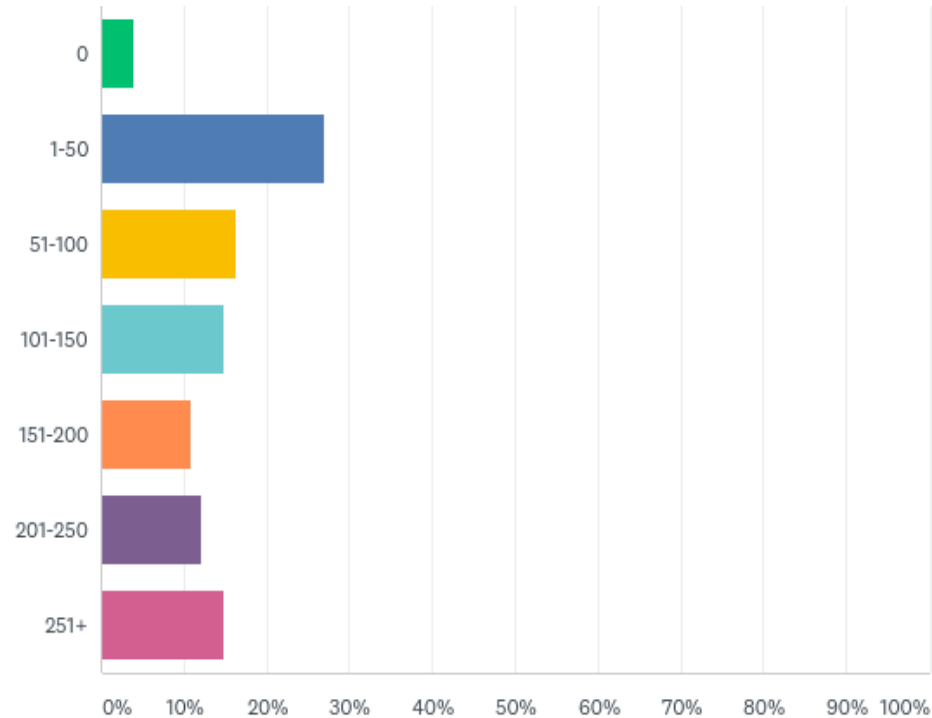
Answered: 77 Skipped: 1

ANSWER CHOICES	RESPONSES	
1-150	7.79%	6
151-300	9.09%	7
301-500	19.48%	15
501-750	12.99%	10
751-1000	12.99%	10
1001+	37.66%	29
TOTAL		77



Q12: How many pump standby cases do you do a year?

Answered: 74 Skipped: 4



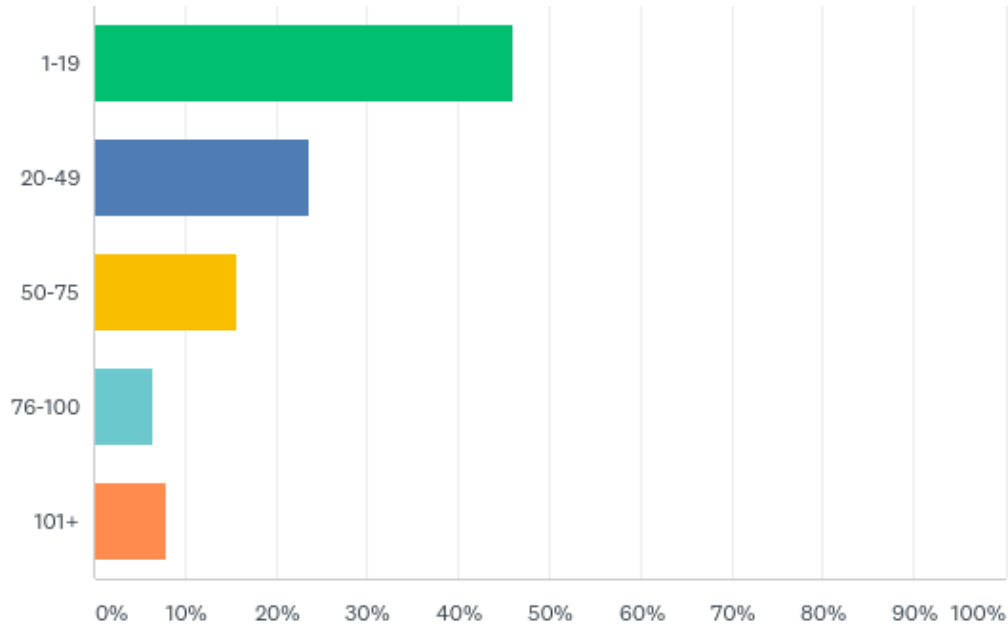
Q12: How many pump standby cases do you do a year?

Answered: 74 Skipped: 4

ANSWER CHOICES	RESPONSES	
0	4.05%	3
1-50	27.03%	20
51-100	16.22%	12
101-150	14.86%	11
151-200	10.81%	8
201-250	12.16%	9
251+	14.86%	11
TOTAL		74

Q13: How many ECMO cases a year does your hospital do a year?

Answered: 76 Skipped: 2



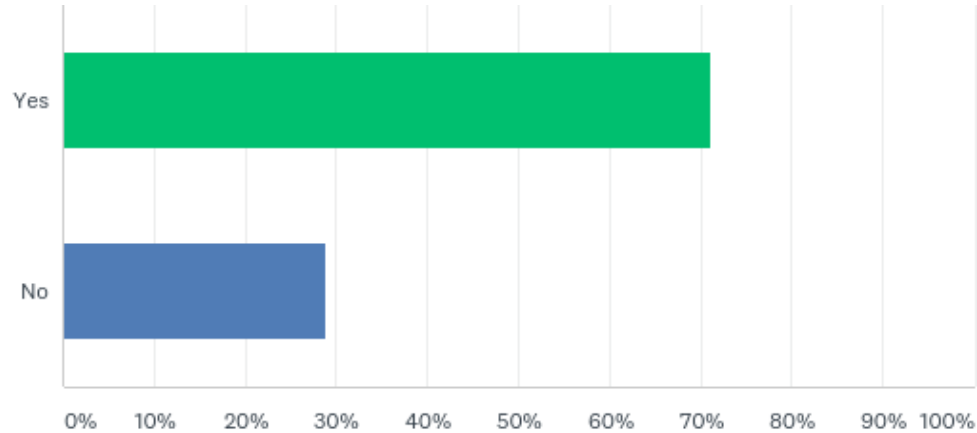
Q13: How many ECMO cases a year does your hospital do a year?

Answered: 76 Skipped: 2

ANSWER CHOICES	RESPONSES	
1-19	46.05%	35
20-49	23.68%	18
50-75	15.79%	12
76-100	6.58%	5
101+	7.89%	6
TOTAL		76

Q14: Are you a clinical instructor to perfusion students?

Answered: 76 Skipped: 2



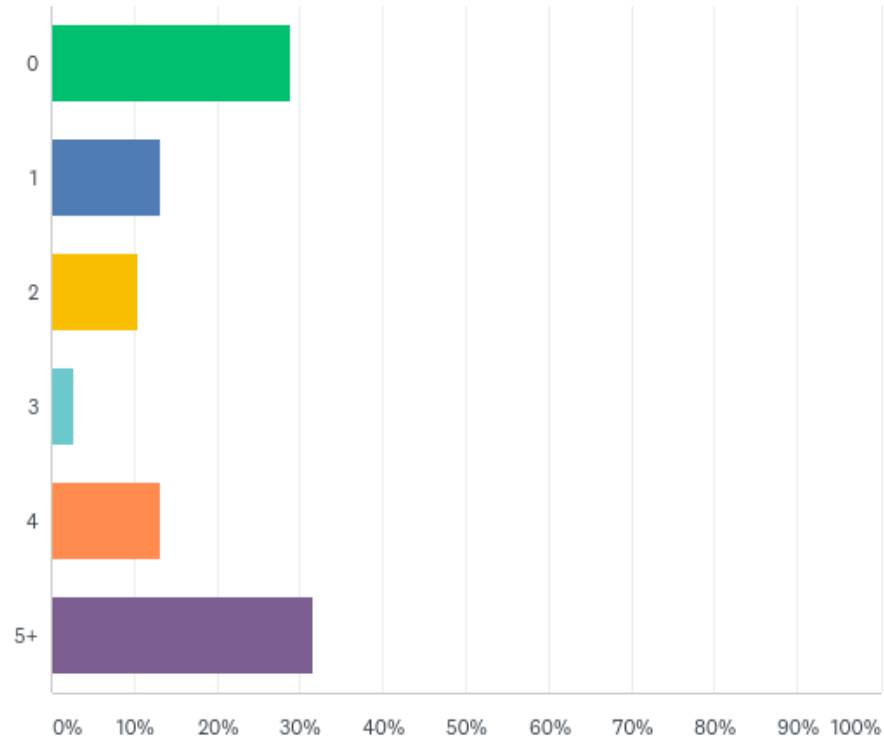
Q14: Are you a clinical instructor to perfusion students?

Answered: 76 Skipped: 2

ANSWER CHOICES	RESPONSES	
Yes	71.05%	54
No	28.95%	22
TOTAL		76

Q15: How many perfusion students a year come to your hospital?

Answered: 76 Skipped: 2



Q15: How many perfusion students a year come to your hospital?

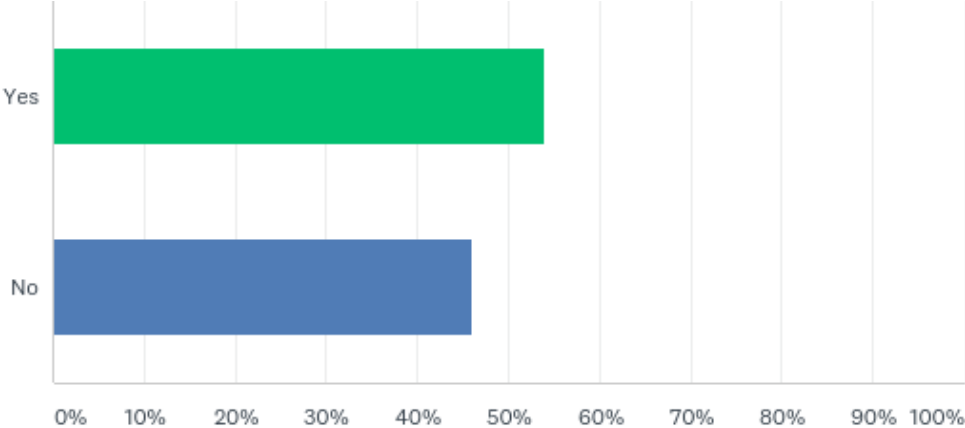
Answered: 76 Skipped: 2

ANSWER CHOICES	RESPONSES	
0	28.95%	22
1	13.16%	10
2	10.53%	8
3	2.63%	2
4	13.16%	10
5+	31.58%	24
TOTAL		76



Q16: Do you feel like your are fairly compensated?

Answered: 76 Skipped: 2



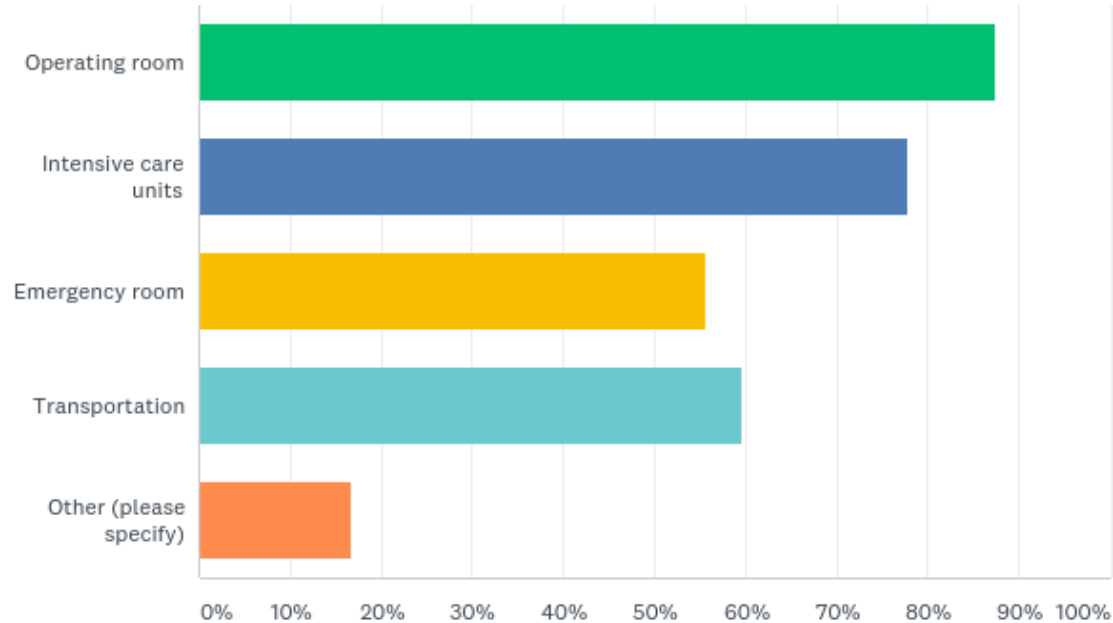
Q16: Do you feel like your are fairly compensated?

Answered: 76 Skipped: 2

ANSWER CHOICES	RESPONSES	
Yes	53.95%	41
No	46.05%	35
TOTAL		76

Q17: Where does Perfusion provide ECMO support in your hospital? (Check all that apply)

Answered: 72 Skipped: 6



Q17: Where does Perfusion provide ECMO support in your hospital? (Check all that apply)

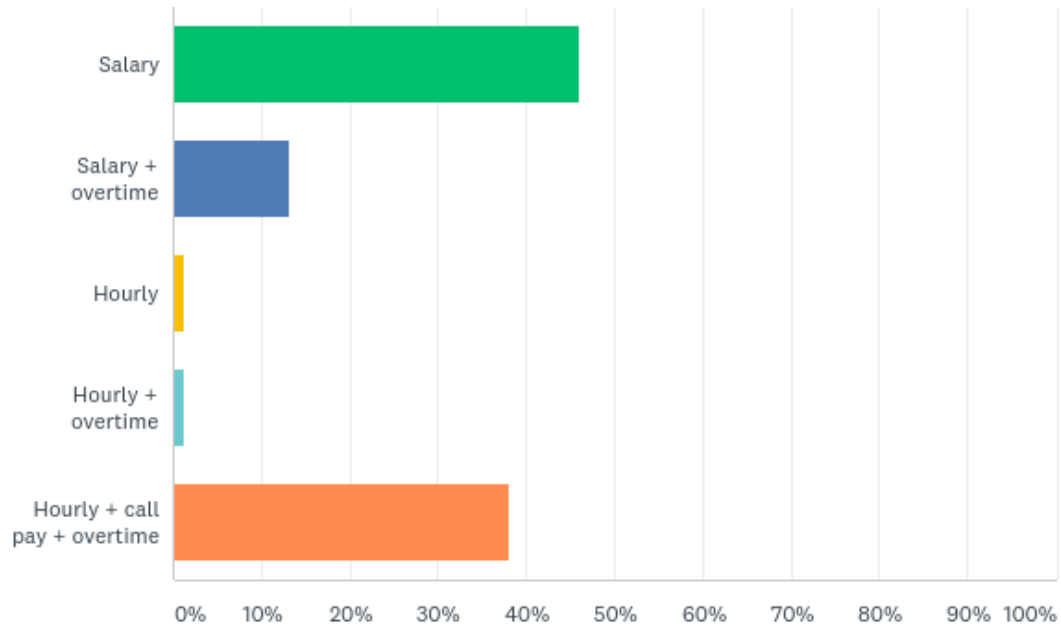
Answered: 72 Skipped: 6

ANSWER CHOICES	RESPONSES	
Operating room	87.50%	63
Intensive care units	77.78%	56
Emergency room	55.56%	40
Transportation	59.72%	43
Other (please specify)	16.67%	12
Total Respondents: 72		



Q18: How are you compensated?

Answered: 76 Skipped: 2



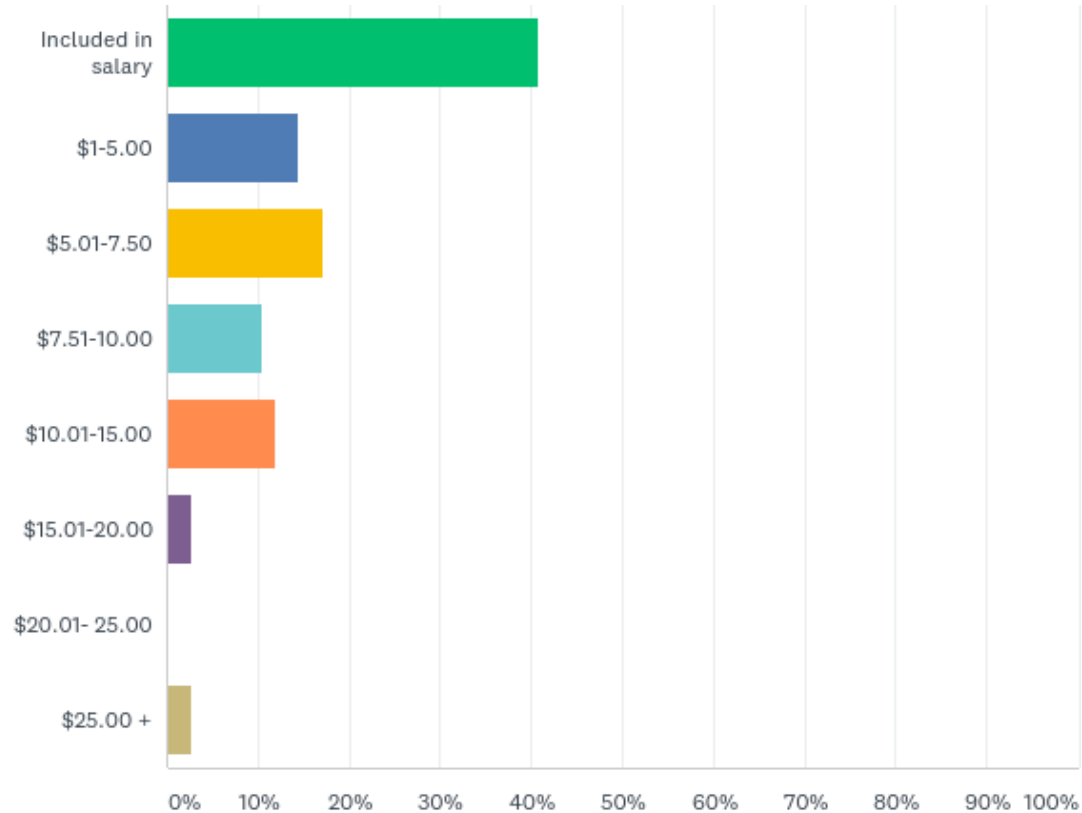
Q18: How are you compensated?

Answered: 76 Skipped: 2

ANSWER CHOICES	RESPONSES	
Salary	46.05%	35
Salary + overtime	13.16%	10
Hourly	1.32%	1
Hourly + overtime	1.32%	1
Hourly + call pay + overtime	38.16%	29
TOTAL		76

Q19: How much is your call pay?

Answered: 76 Skipped: 2



Q19: How much is your call pay?

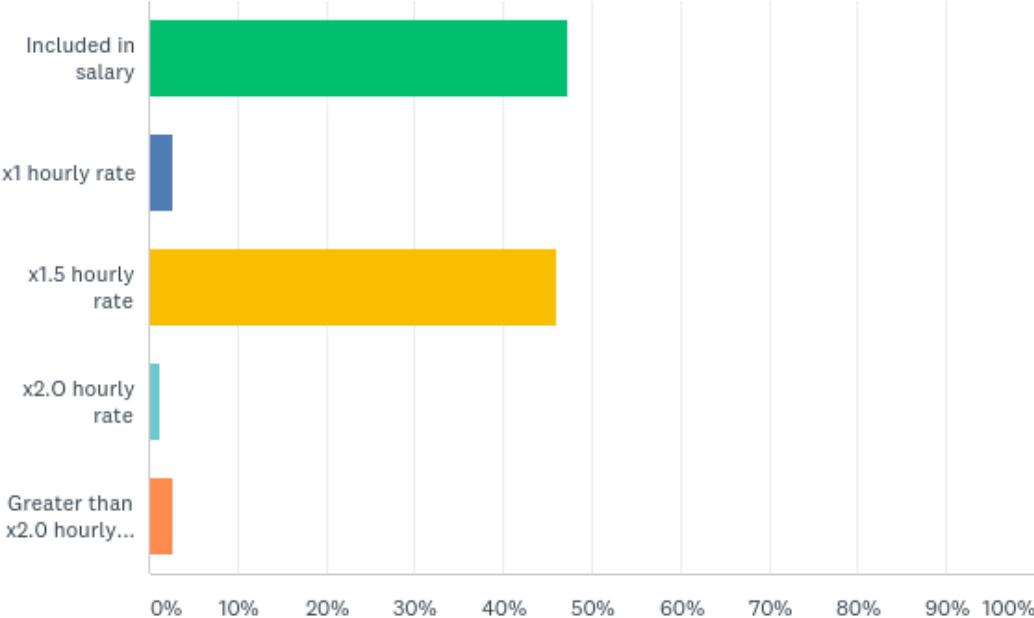
Answered: 76 Skipped: 2

ANSWER CHOICES	RESPONSES	
Included in salary	40.79%	31
\$1-5.00	14.47%	11
\$5.01-7.50	17.11%	13
\$7.51-10.00	10.53%	8
\$10.01-15.00	11.84%	9
\$15.01-20.00	2.63%	2
\$20.01- 25.00	0.00%	0
\$25.00 +	2.63%	2
TOTAL		76



Q20: How is your overtime calculated?

Answered: 76 Skipped: 2



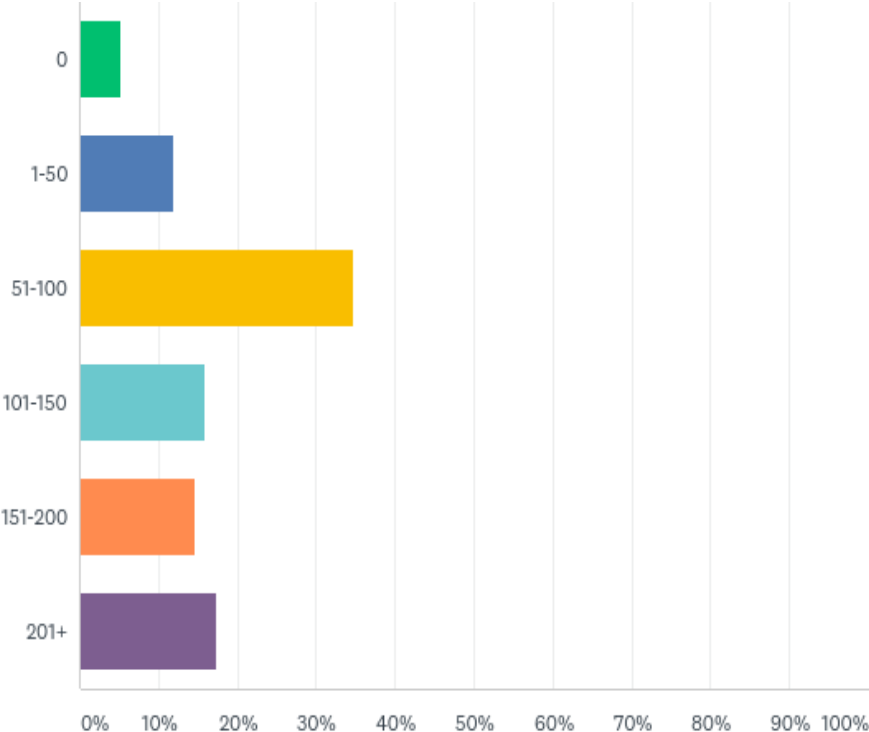
Q20: How is your overtime calculated?

Answered: 76 Skipped: 2

ANSWER CHOICES	RESPONSES	
Included in salary	47.37%	36
x1 hourly rate	2.63%	2
x1.5 hourly rate	46.05%	35
x2.0 hourly rate	1.32%	1
Greater than x2.0 hourly rate	2.63%	2
TOTAL		76

Q21: How many CALL hours a MONTH are you assigned?

Answered: 75 Skipped: 3



Q21: How many CALL hours a MONTH are you assigned?

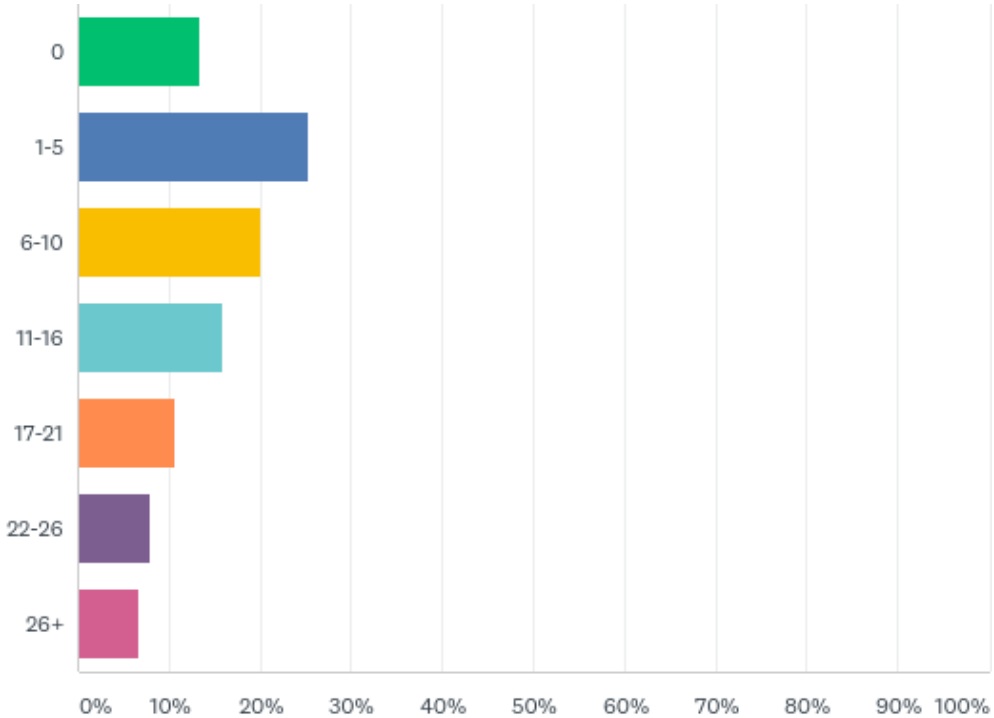
Answered: 75 Skipped: 3

ANSWER CHOICES	RESPONSES	
0	5.33%	4
1-50	12.00%	9
51-100	34.67%	26
101-150	16.00%	12
151-200	14.67%	11
201+	17.33%	13
TOTAL		75



Q22: How many OVERTIME hours a MONTH do you work?

Answered: 75 Skipped: 3



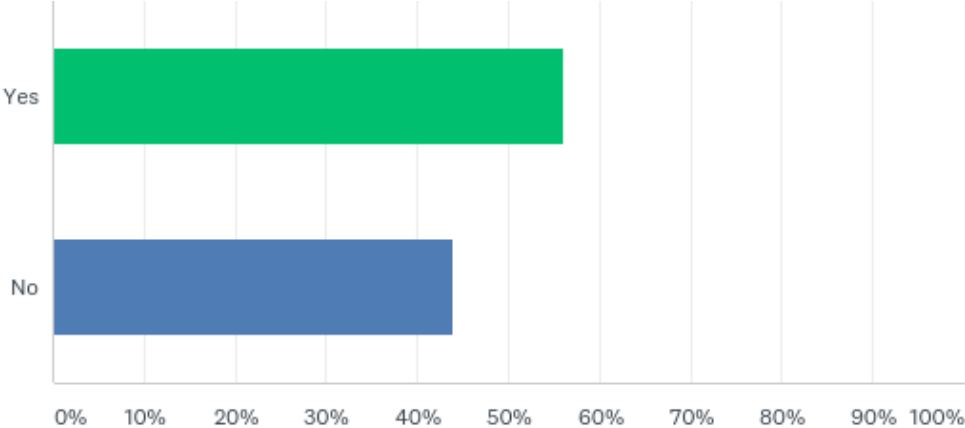
Q22: How many OVERTIME hours a MONTH do you work?

Answered: 75 Skipped: 3

ANSWER CHOICES	RESPONSES	
0	13.33%	10
1-5	25.33%	19
6-10	20.00%	15
11-16	16.00%	12
17-21	10.67%	8
22-26	8.00%	6
26+	6.67%	5
TOTAL		75

Q23: Do you pay for parking when you come to work?

Answered: 75 Skipped: 3



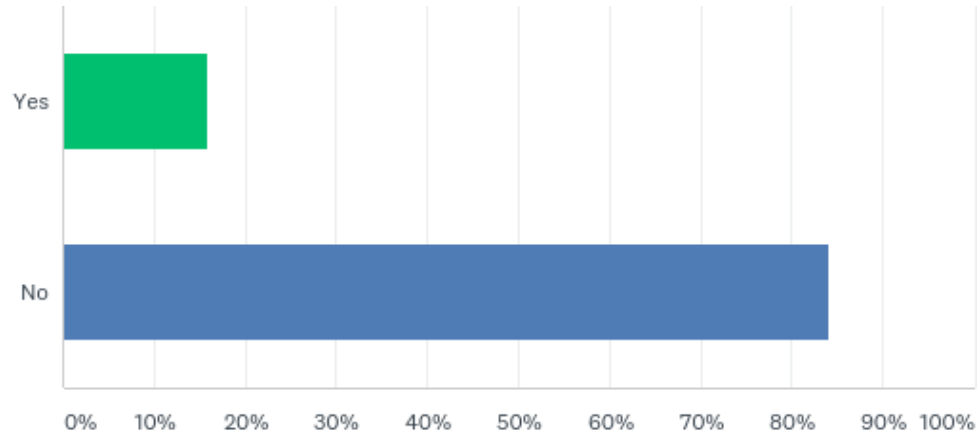
Q23: Do you pay for parking when you come to work?

Answered: 75 Skipped: 3

ANSWER CHOICES	RESPONSES	
Yes	56.00%	42
No	44.00%	33
TOTAL		75

Q24: Do you have to pay a toll to come to work?

Answered: 75 Skipped: 3



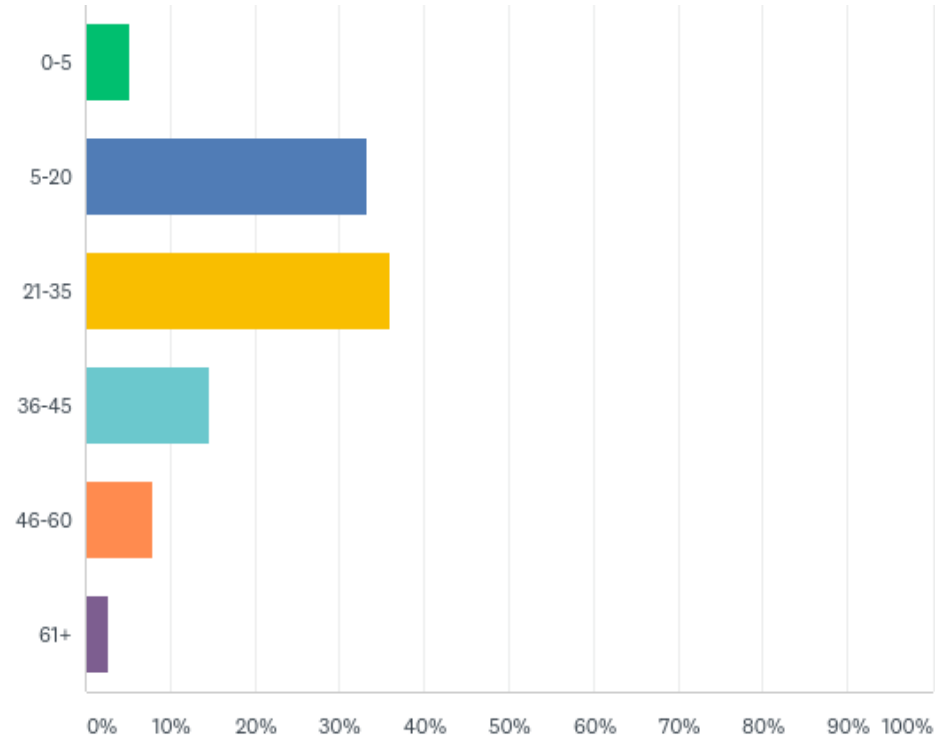
Q24: Do you have to pay a toll to come to work?

Answered: 75 Skipped: 3

ANSWER CHOICES	RESPONSES	
Yes	16.00%	12
No	84.00%	63
TOTAL		75

Q25: How many minutes does it take you to get to work?

Answered: 75 Skipped: 3



Q25: How many minutes does it take you to get to work?

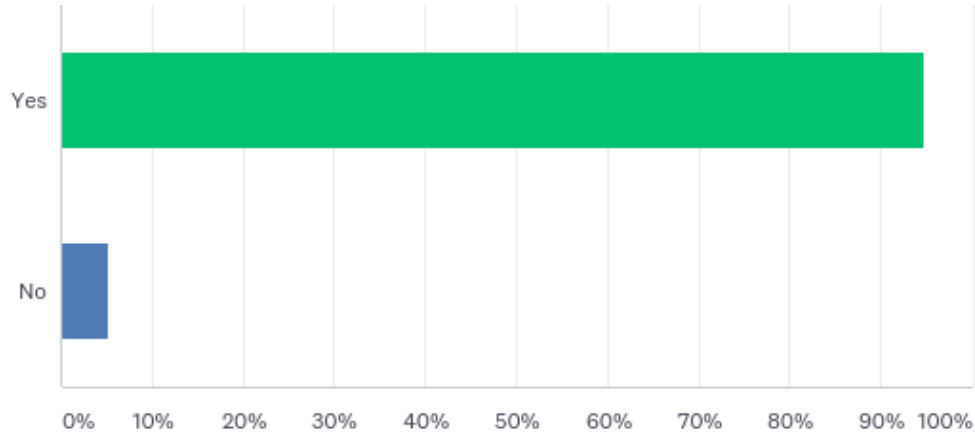
Answered: 75 Skipped: 3

ANSWER CHOICES	RESPONSES	
0-5	5.33%	4
5-20	33.33%	25
21-35	36.00%	27
36-45	14.67%	11
46-60	8.00%	6
61+	2.67%	2
TOTAL		75



Q26: Are you satisfied with your career as a Perfusionist?

Answered: 75 Skipped: 3



Q26: Are you satisfied with your career as a Perfusionist?

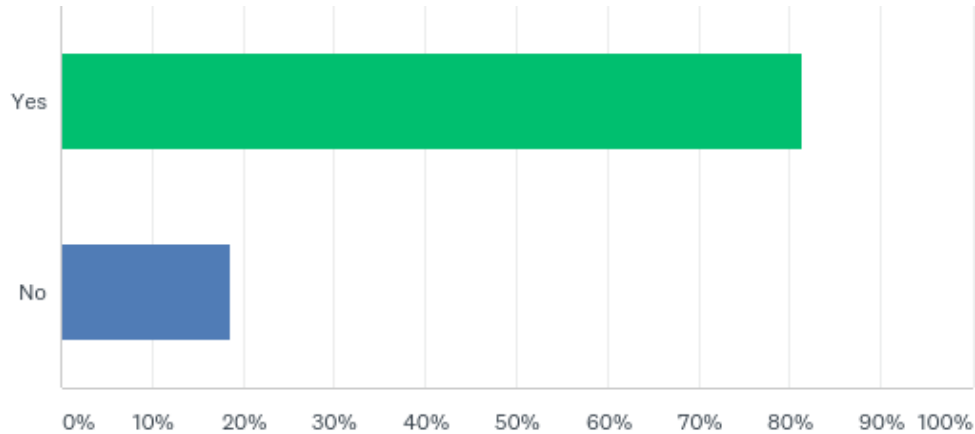
Answered: 75 Skipped: 3

ANSWER CHOICES	RESPONSES	
Yes	94.67%	71
No	5.33%	4
TOTAL		75



Q27: Would you recommend Perfusion to someone looking for a career?

Answered: 75 Skipped: 3



Q27: Would you recommend Perfusion to someone looking for a career?

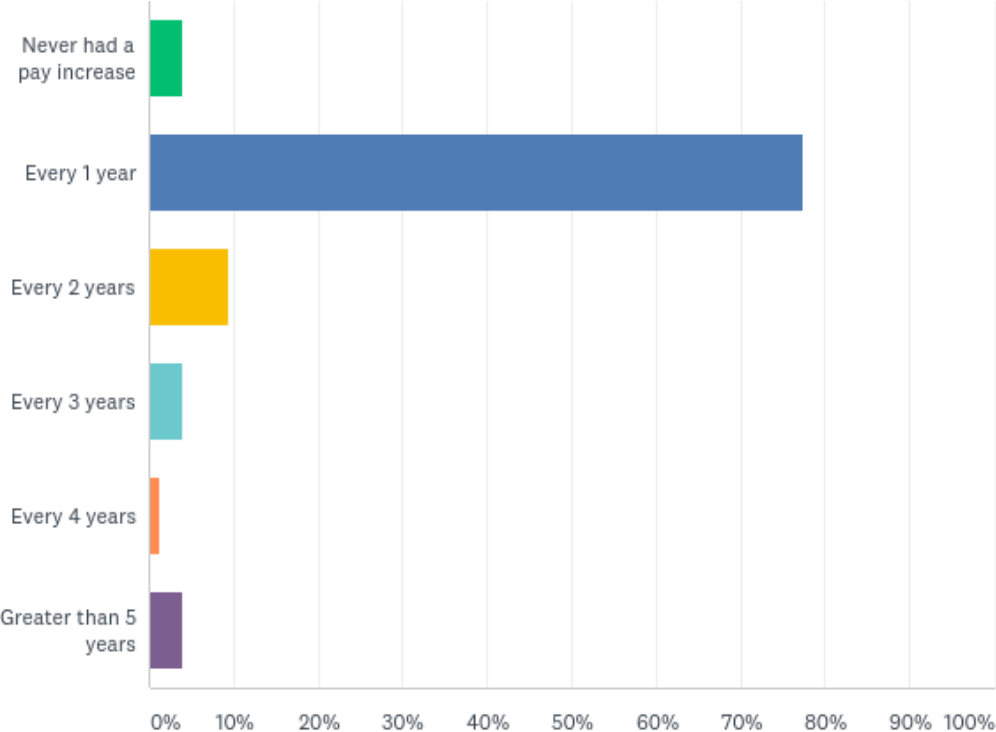
Answered: 75 Skipped: 3

ANSWER CHOICES	RESPONSES	
Yes	81.33%	61
No	18.67%	14
TOTAL		75



Q28: How often do you get pay increases?

Answered: 75 Skipped: 3



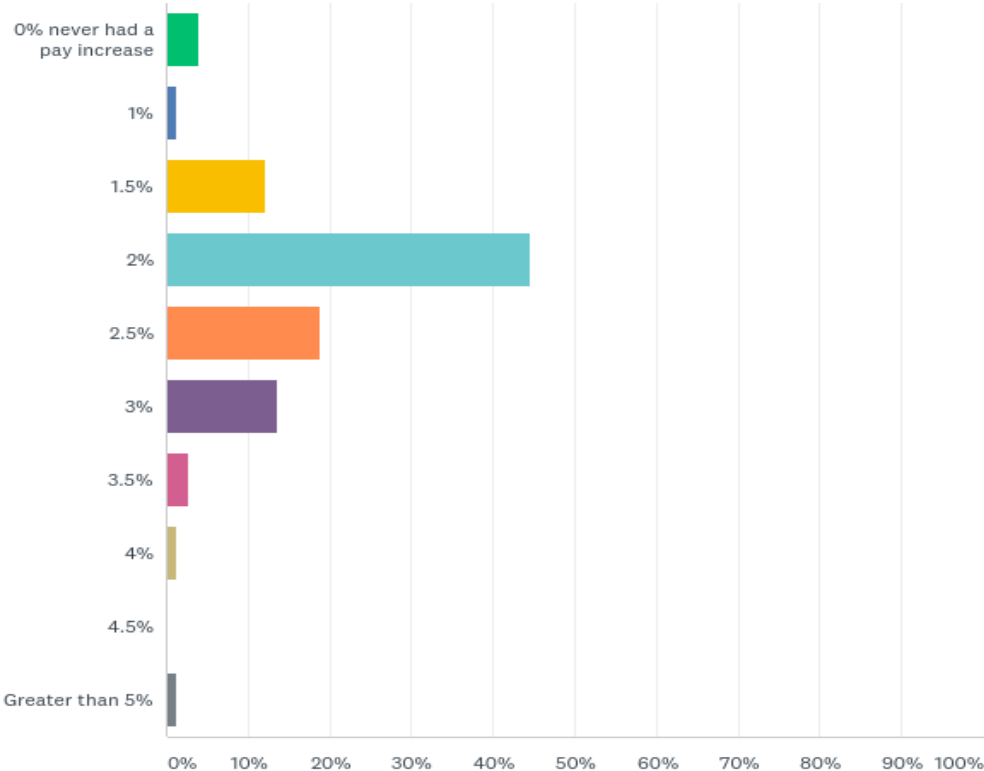
Q28: How often do you get pay increases?

Answered: 75 Skipped: 3

ANSWER CHOICES	RESPONSES	
Never had a pay increase	4.00%	3
Every 1 year	77.33%	58
Every 2 years	9.33%	7
Every 3 years	4.00%	3
Every 4 years	1.33%	1
Greater than 5 years	4.00%	3
TOTAL		75

Q29: How much of a pay increase do you get?

Answered: 74 Skipped: 4



Q29: How much of a pay increase do you get?

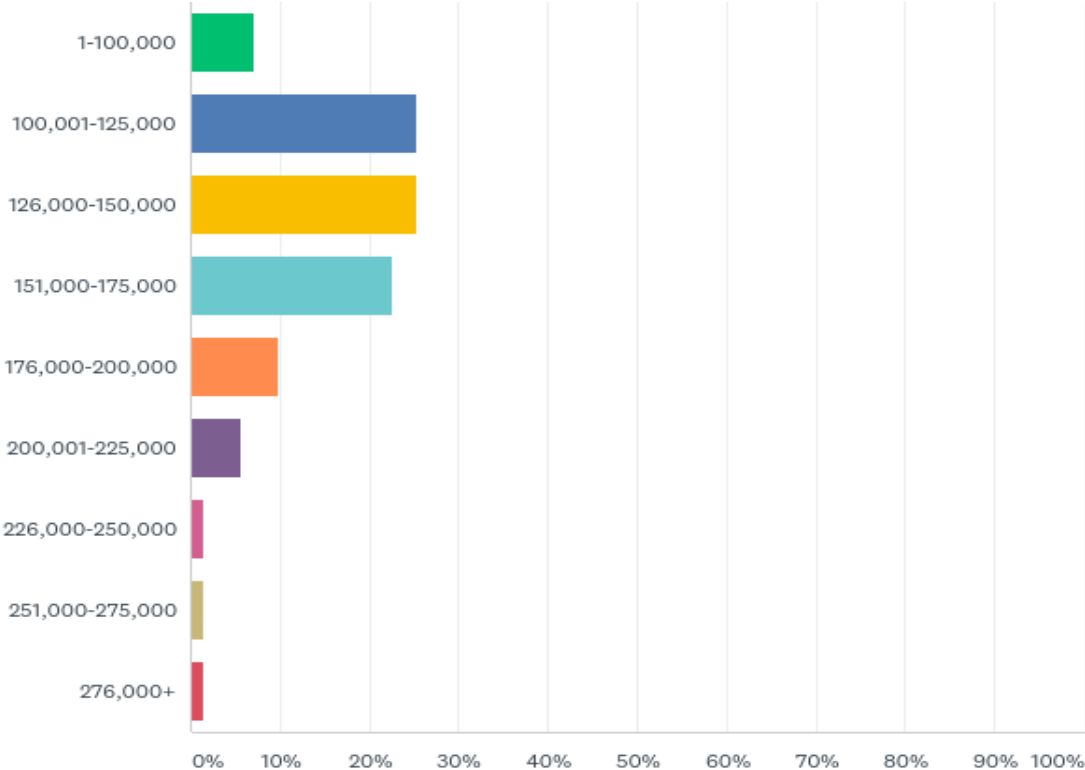
Answered: 74 Skipped: 4

ANSWER CHOICES	RESPONSES	
0% never had a pay increase	4.05%	3
1%	1.35%	1
1.5%	12.16%	9
2%	44.59%	33
2.5%	18.92%	14
3%	13.51%	10
3.5%	2.70%	2
4%	1.35%	1
4.5%	0.00%	0
Greater than 5%	1.35%	1
TOTAL		74



Q30: What is your base salary a year? NOT including call and overtime

Answered: 71 Skipped: 7



Q30: What is your base salary a year? NOT including call and overtime

Answered: 71

ANSWER CHOICES	RESPONSES	
1-100,000	7.04%	5
100,001-125,000	25.35%	18
126,000-150,000	25.35%	18
151,000-175,000	22.54%	16
176,000-200,000	9.86%	7
200,001-225,000	5.63%	4
226,000-250,000	1.41%	1
251,000-275,000	1.41%	1
276,000+	1.41%	1
TOTAL		71